

AMERICAN VIEWPOINT

AMERICAN ACTION NETWORK

National Survey

February 7-9, 2017

Linda DiVall, Executive Chairman and CEO
Randall Gutermuth, President

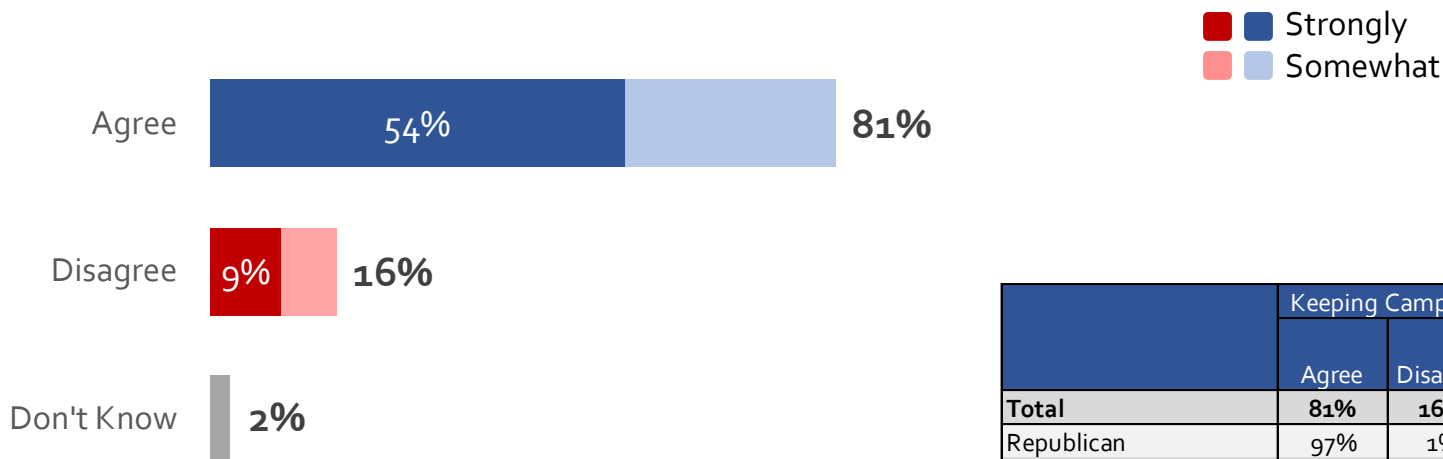
Methodology

- AAN commissioned American Viewpoint to conduct a survey of registered voters nationwide to understand attitudes and opinions on the current political environment and several of President Trump and Congressional Republicans' policy proposals.
- Interviews were conducted February 7-9, 2017.
- The margin of error for the full sample (n=1000) is +/- 3.1% at the 95% confidence level. The margin of error among sub-groups is greater.
- Approximately 43% of interviews were conducted with a cell phone sample of those who cannot be reached on a landline.
- Respondents were asked for by name, and in the event that was not the correct person, the member of the called household was surveyed instead. There was a 98% match to the file.

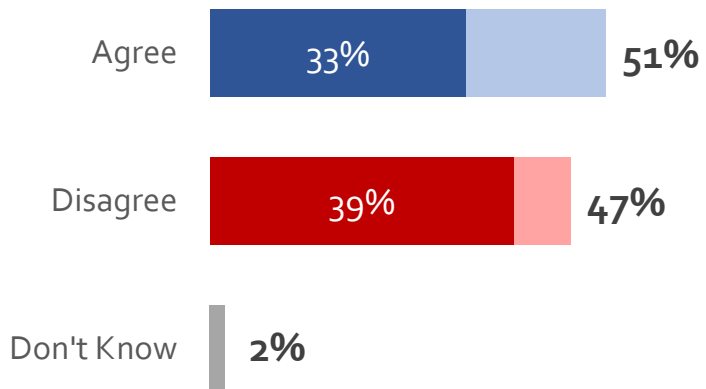
PRESIDENT TRUMP PERFORMANCE

There is widespread agreement that President Trump is following through on his promises and a majority believe that he is having a positive impact on changing the country.

Donald Trump is following through on his campaign promises.



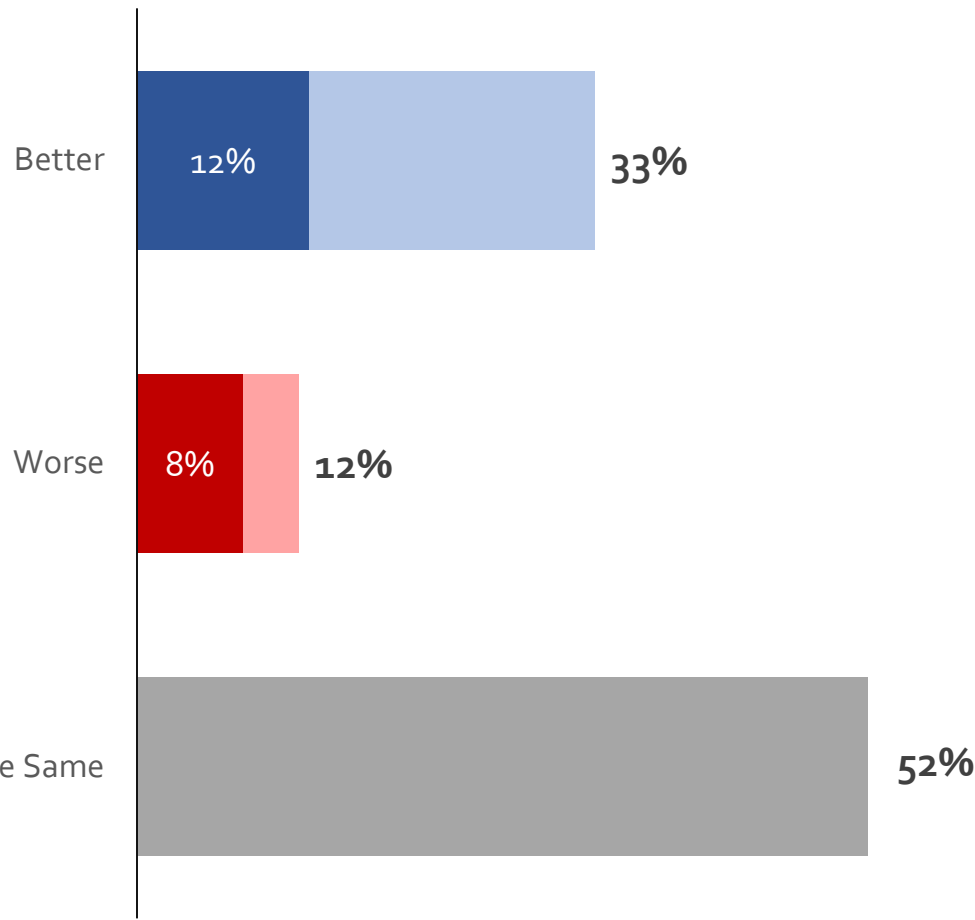
Donald Trump is having a positive impact on changing the country even if this change doesn't always go smoothly.



| | Keeping Campaign Promises | | | Having a Positive Impact | | |
|------------------------|---------------------------|------------|------------|--------------------------|------------|------------|
| | Agree | Disagree | Don't Know | Agree | Disagree | Don't Know |
| Total | 81% | 16% | 2% | 51% | 47% | 2% |
| Republican | 97% | 1% | 1% | 88% | 10% | 2% |
| Independent | 82% | 16% | 2% | 54% | 43% | 2% |
| Democrat | 68% | 30% | 2% | 15% | 84% | 2% |
| IND Men | 85% | 14% | 1% | 60% | 38% | 2% |
| IND Women | 78% | 18% | 3% | 48% | 50% | 2% |
| Trump Vtr/ Not 2014 | 95% | 2% | 2% | 93% | 5% | 1% |
| NRCC/DCCC Target CDs | 84% | 13% | 3% | 52% | 45% | 3% |
| 2018 Battleground Sen. | 82% | 16% | 2% | 52% | 46% | 2% |
| Rural | 84% | 15% | 1% | 60% | 39% | 1% |
| Suburban | 81% | 16% | 3% | 52% | 46% | 2% |
| Urban | 79% | 18% | 3% | 45% | 53% | 3% |

U.S. ECONOMY – BETTER OR WORSE

President Trump has inspired Americans to believe the economy will improve under his leadership. Prior to the election, 22% believed the economy was getting better and 44% believed it was getting worse (YouGov/Economist, October 30-November 1, 2016).



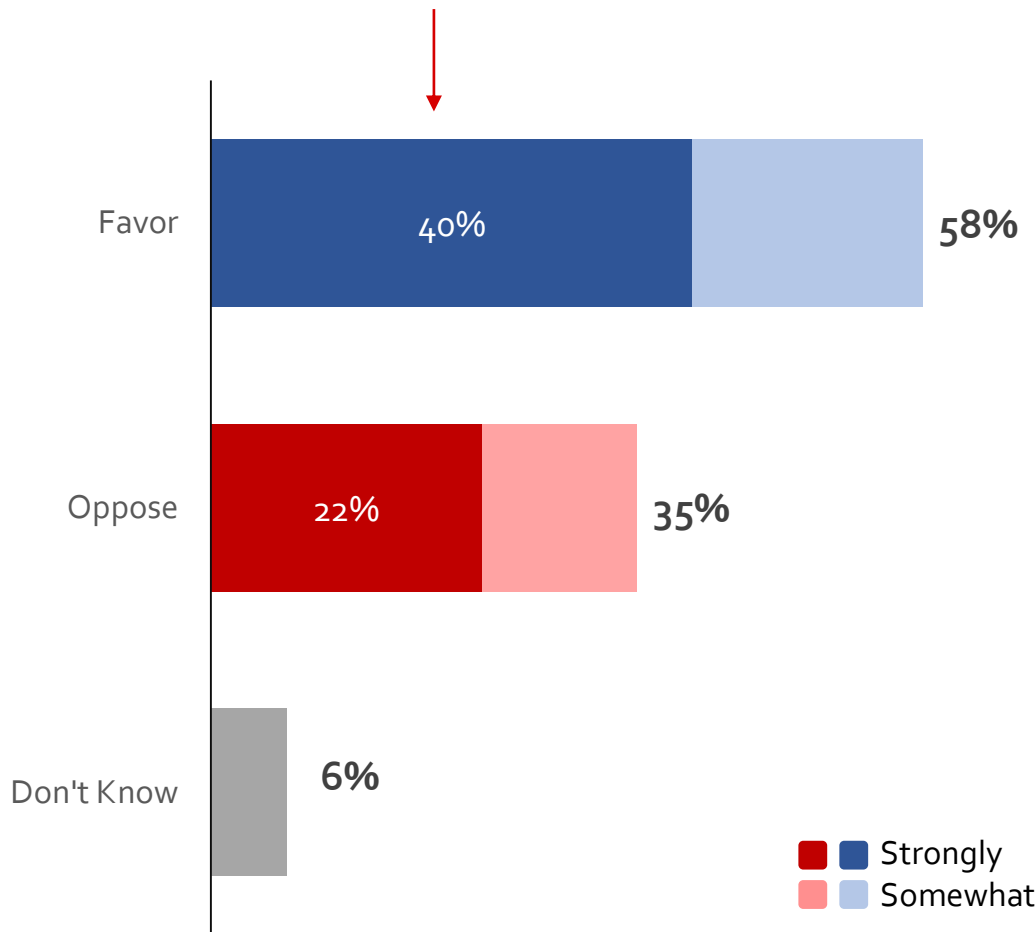
| | Better | Worse | Staying the Same |
|------------------------|------------|------------|------------------|
| Total | 33% | 12% | 52% |
| Republican | 57% | 3% | 36% |
| Independent | 31% | 10% | 56% |
| Democrat | 16% | 21% | 60% |
| IND Men | 34% | 9% | 53% |
| IND Women | 27% | 11% | 60% |
| Trump Vtr/ Not 2014 | 49% | 4% | 47% |
| NRCC/DCCC Target CDs | 34% | 10% | 52% |
| 2018 Battleground Sen. | 35% | 11% | 50% |
| Rural | 35% | 11% | 52% |
| Suburban | 33% | 12% | 52% |
| Urban | 31% | 11% | 54% |

■ ■ Much
■ ■ A Little

INITIAL TAX CODE REFORM MEASUREMENT

Independents overwhelmingly favor the proposal to reform the tax code and there is a great deal of intensity behind support overall. There are also high levels of support in the NRCC/DCCC targeted districts and the battleground Senate states.

President Trump and Republicans in Congress are proposing reforming the tax code to consolidate the tax brackets to three, with the top bracket being lowered from 39.6% to 33%. In addition, corporate tax rates will be reduced from 35% to 15%-20%. Many tax loopholes will be eliminated and the process of filing taxes will be simplified. Do you favor or oppose this proposal to reform the tax code?



| | Strong Favor | Favor | Oppose | Don't Know |
|------------------------|--------------|------------|------------|------------|
| Total | 40% | 58% | 35% | 6% |
| Republican | 69% | 93% | 4% | 2% |
| Independent | 42% | 61% | 32% | 7% |
| Democrat | 12% | 25% | 67% | 8% |
| IND Men | 51% | 66% | 29% | 4% |
| IND Women | 32% | 55% | 34% | 10% |
| Trump Vtr/ Not 2014 | 66% | 91% | 6% | 3% |
| NRCC/DCCC Target CDs | 41% | 59% | 32% | 8% |
| 2018 Battleground Sen. | 45% | 62% | 32% | 5% |
| Rural | 41% | 61% | 33% | 6% |
| Suburban | 43% | 60% | 34% | 6% |
| Urban | 32% | 54% | 39% | 6% |

SUPPORTING ARGUMENTS TAX REFORM

The strongest message in driving up support for the tax reform proposal is that it will eliminate loopholes and subsidies, tied specifically to ensuring companies pay their fair share.

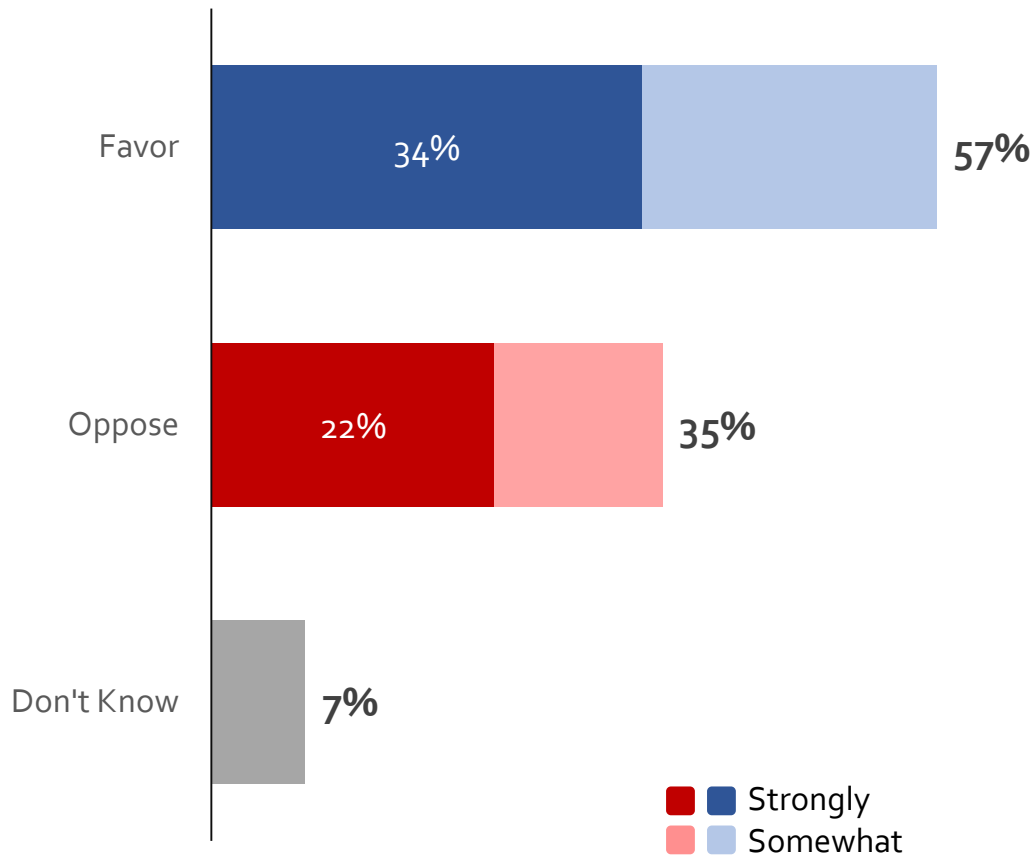
I would now like to read you some arguments SUPPORTERS of this tax reform proposal have made and have you tell me if each is very convincing, somewhat convincing, not too convincing or not at all convincing as a reason to FAVOR this proposal.

| | Total Very/Smwt - Not Too/At All Convincing | Very Convincing | | | | |
|---|---|-----------------|-----------------|-----|-----|-----|
| | | Total | Switch to Favor | GOP | Ind | Dem |
| The current system incentivizes companies to seek out loopholes or to move money offshore. This plan will eliminate these tax loopholes and taxpayer-funded subsidies to ensure all companies pay their fair share. | 73% - 25% | 33% | 42% | 53% | 33% | 17% |
| This proposal will lower taxes for all Americans, which will give them more money to spend to grow the economy and create jobs. | 62% - 36% | 31% | 24% | 51% | 30% | 15% |
| Countries all over the world have significantly lower taxes on businesses. In order for America to compete with other countries and keep our jobs here, it is important to lower taxes on job creators. | 66% - 32% | 31% | 21% | 52% | 34% | 12% |
| The current tax code is outdated and complex. This proposal will make filing taxes as simple as filling out a post card. | 55% - 42% | 24% | 17% | 39% | 26% | 9% |

REGULATORY REFORM PROPOSAL

A large majority of the public favor the regulatory reform proposal, with nearly twice as many Independents favoring it as opposing it.

President Trump and Republicans in Congress are proposing reforming the regulatory system by identifying and eliminating unneeded and duplicative regulations as well as those that are slowing down job growth. This proposal will also create a temporary moratorium on any new regulations. Do you favor or oppose this proposal to reform regulations?



| | Favor | Oppose | Don't Know |
|------------------------|------------|------------|------------|
| Total | 57% | 35% | 7% |
| Republican | 91% | 3% | 5% |
| Independent | 60% | 31% | 8% |
| Democrat | 22% | 71% | 7% |
| IND Men | 66% | 28% | 5% |
| IND Women | 54% | 34% | 11% |
| Trump Vtr/ Not 2014 | 92% | 4% | 5% |
| NRCC/DCCC Target CDs | 60% | 32% | 7% |
| 2018 Battleground Sen. | 57% | 35% | 7% |
| Rural | 61% | 28% | 9% |
| Suburban | 60% | 33% | 7% |
| Urban | 48% | 45% | 7% |

REGULATORY REFORM PREFERENCE

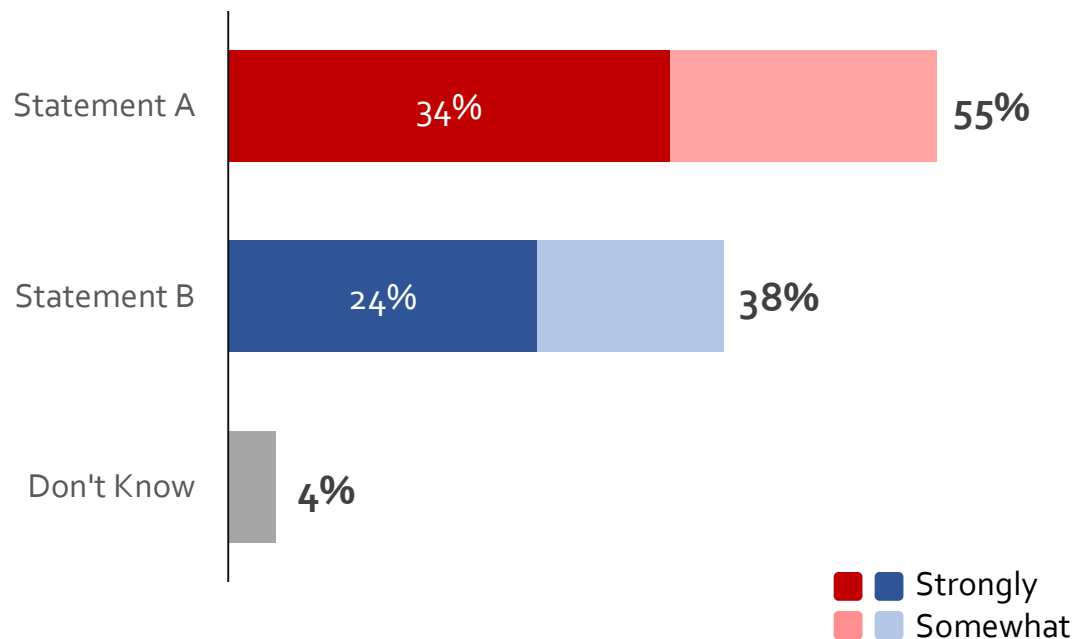
There is a slight shift away from the regulatory reform proposal after hearing both arguments among Republicans and Trump voters who didn't vote in 2014, while the opposite is the case among Democrats.

I would now like to read you several statements regarding this proposal to reform the regulatory system and have you tell me which you agree with more.

Statement A: Burdensome government regulations are killing small businesses and cost the American economy more than \$164 billion in 2016 alone. This proposal will make it easier to start or expand businesses and the jobs they provide.

Statement B: This proposal ushers in an era where the profits of big businesses will come before protecting the needs and safety of the American people. One example was the lack of regulations leading to the financial crisis of 2008 and that the benefits of these regulations far outweigh the costs.

Having heard this, do you agree more with Statement A or Statement B?



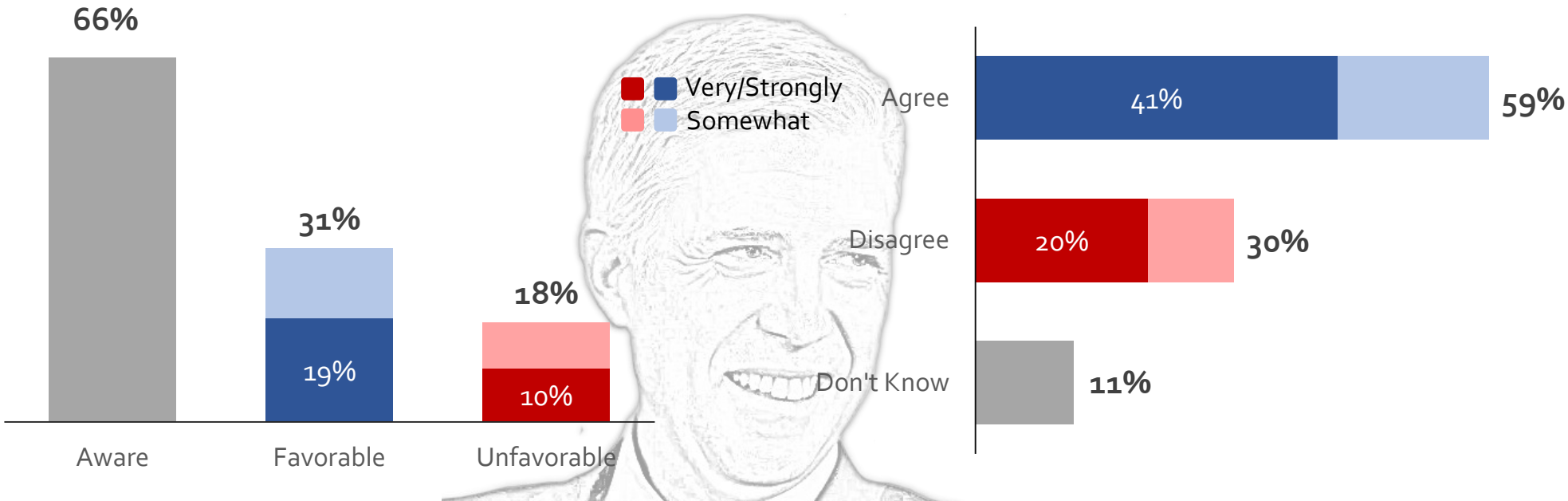
| | Initial Measurement | | A Anti-Reg. | B Pro-Reg. |
|------------------------|---------------------|------------|-------------|------------|
| | Favor | Oppose | | |
| Total | 57% | 35% | 55% | 38% |
| Republican | 91% | 3% | 79% | 18% |
| Independent | 60% | 31% | 55% | 38% |
| Democrat | 22% | 71% | 36% | 57% |
| IND Men | 66% | 28% | 56% | 37% |
| IND Women | 54% | 34% | 53% | 39% |
| Trump Vtr/ Not 2014 | 92% | 4% | 78% | 17% |
| NRCC/DCCC Target CDs | 60% | 32% | 58% | 37% |
| 2018 Battleground Sen. | 57% | 35% | 55% | 38% |
| Rural | 61% | 28% | 63% | 31% |
| Suburban | 60% | 33% | 55% | 38% |
| Urban | 48% | 45% | 50% | 43% |

SCOTUS NOMINEE NEIL GORSUCH

While he is not that well defined yet, a majority of respondents, including three-in-ten Democrats, believe that Judge Gorsuch deserves a confirmation vote.

Perceptual Rating

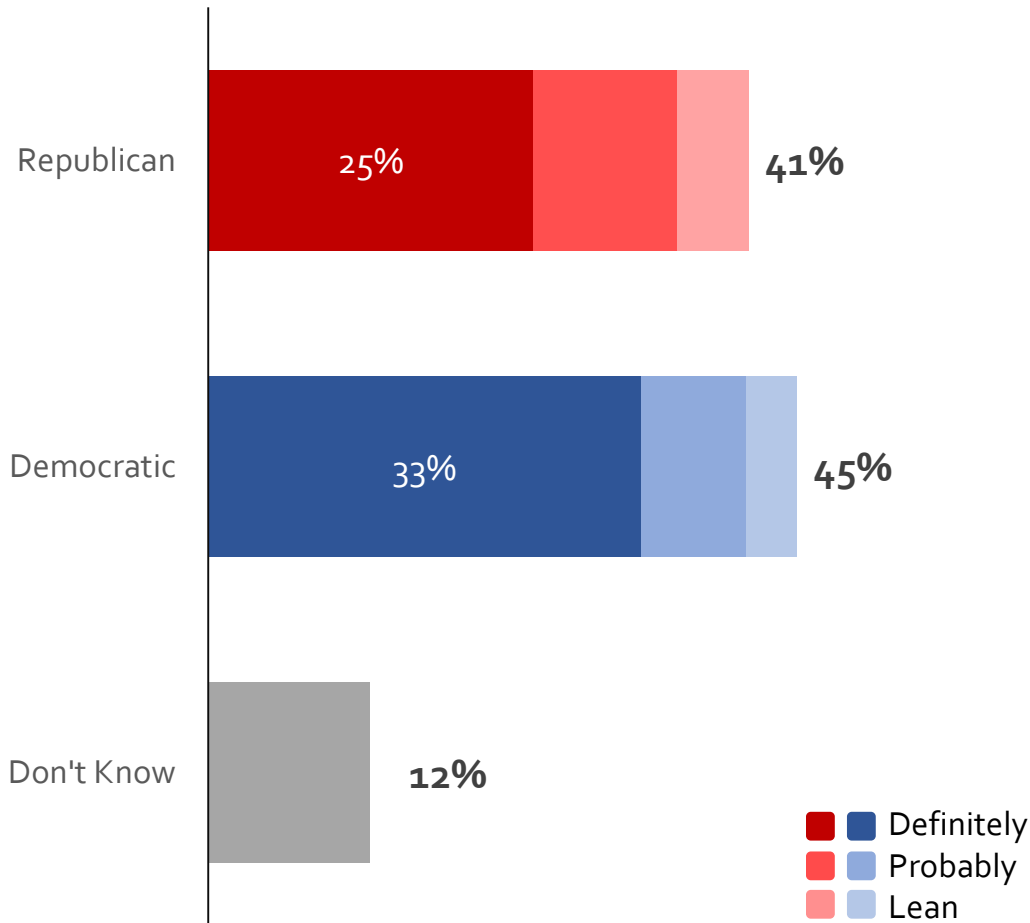
Donald Trump's nominee for the Supreme Court Neil Gorsuch deserves a confirmation vote in the Senate.



| | Perceptual Rating | | | NG Deserves Confirm. Vote in USS | | |
|------------------------|-------------------|------------|-------------|----------------------------------|------------|------------|
| | Aware | Favorable | Unfavorable | Agree | Disagree | Don't Know |
| Total | 66% | 31% | 18% | 59% | 30% | 11% |
| Republican | 70% | 49% | 3% | 89% | 4% | 6% |
| Independent | 65% | 36% | 15% | 61% | 25% | 13% |
| Democrat | 66% | 11% | 37% | 30% | 59% | 10% |
| IND Men | 66% | 40% | 16% | 70% | 22% | 8% |
| IND Women | 63% | 30% | 13% | 51% | 28% | 20% |
| Trump Vtr/ Not 2014 | 60% | 43% | 3% | 84% | 8% | 9% |
| NRCC/DCCC Target CDs | 68% | 34% | 19% | 63% | 28% | 9% |
| 2018 Battleground Sen. | 67% | 31% | 18% | 61% | 26% | 12% |
| Rural | 62% | 29% | 17% | 63% | 23% | 14% |
| Suburban | 65% | 31% | 15% | 61% | 29% | 10% |
| Urban | 70% | 33% | 24% | 53% | 35% | 12% |

2018 GENERIC CONGRESSIONAL BALLOT

Among all registered voters there is a slight Democratic advantage. However, there is a GOP advantage in the districts targeted by the DCCC or NRCC.



| | Republican | Democrat | Don't Know |
|------------------------|------------|------------|------------|
| Total | 41% | 45% | 12% |
| Republican | 90% | 3% | 6% |
| Independent | 42% | 38% | 18% |
| Democrat | 2% | 93% | 4% |
| IND Men | 49% | 31% | 18% |
| IND Women | 33% | 45% | 19% |
| Trump Vtr/ Not 2014 | 80% | 4% | 16% |
| NRCC/DCCC Target CDs | 46% | 43% | 10% |
| 2018 Battleground Sen. | 42% | 44% | 13% |
| Rural | 45% | 36% | 17% |
| Suburban | 45% | 44% | 11% |
| Urban | 33% | 53% | 13% |

If the 2018 election for Congress were held today, would you be voting for the Republican candidate OR the Democratic candidate?

Contact Information

For more information, please feel free to contact Linda DiVall or Randall Gutermuth at:

American Viewpoint
1199 N. Fairfax St, Suite 808
Alexandria, VA 22314
(703) 684-3325

divall@amview.com
rgutermuth@amview.com