



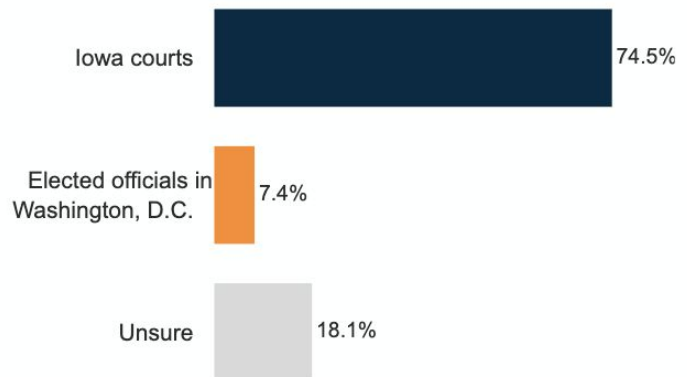
**IOWA CONGRESSIONAL DISTRICT 3 – SURVEY MEMORANDUM**

**DATE:** December 14, 2020  
**TO:** Interested Parties  
**FROM:** Brock McCleary – Vice President of Polling  
**RE:** Survey of Likely Voters

The information below was gathered by [CygnaL](#) through an advanced multi-mode survey of likely voters in Iowa Congressional District 3, conducted December 12, 2020 – December 13, 2020. This survey has a sample size of n400 and a MoE of ±4.90% at a 95% confidence interval.

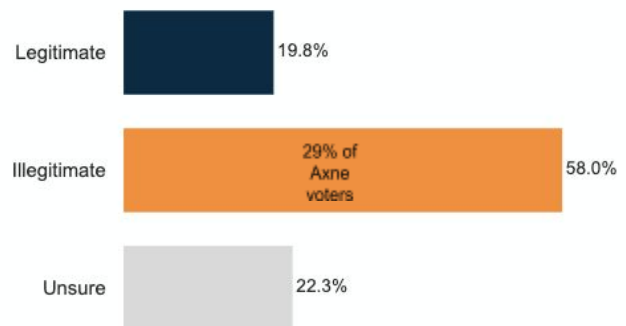
***Iowans agree: disputes about the results of an election should be decided by Iowa’s courts, NOT elected officials in Washington, D.C.***

Three-quarters of Iowa CD-3 voters say a dispute about election results should be decided by Iowa’s courts, as outlined in the law. A mere 7% would want such a dispute decided by elected officials in DC. This includes 7-in-10 voters who say they voted for Cindy Axne in the November election (71%).



***If the House installs Hart as Congresswoman, Iowa CD-3 voters will view her as illegitimate.***

A 58% majority of voters say that if the House of Representatives voted to overturn the state-certified election results and install Rita Hart in Congress, they would view her as an illegitimate member. **Nearly 3-in-10 Axne voters would view Hart as an illegitimate member of Congress (29%).**



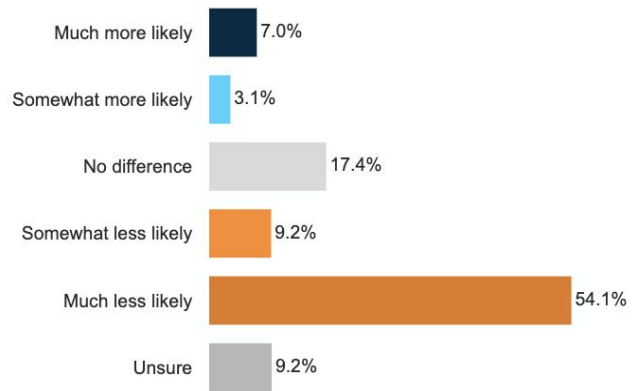
***As a result, fully 66% of voters disagree with Rita Hart's decision to appeal directly to the Democrat-led House of Representatives to review the results of the election.***

The vast majority of Iowa CD-3 voters disagree with Hart’s decision to appeal the results, which have been certified by a unanimous vote of the bipartisan Iowa State Canvassing Board (66% disagree). **A near-majority of voters who supported Democrat Cindy Axne in the November election say Hart is making the wrong decision on this appeal (46% disagree).**



**Supporting Hart’s appeal has lasting, negative electoral effects.**

Almost two-thirds of likely voters would be less likely to vote for a candidate who supports allowing Nancy Pelosi and the House of Representatives to overturn Iowa’s state-certified results and seat a different candidate (63%). This includes a majority who would be *much* less likely (54%). **Voters who say they backed Axne in the November election would be net-less likely to support such a candidate (-23).**



**METHODOLOGY:** This probabilistic survey was conducted December 12 – 13, 2020, with 400 likely voters. It has a margin of error of  $\pm 4.90\%$ . Known registered voters were interviewed via IVR and SMS. This survey was weighted to a likely voter universe.

**ABOUT THE FIRM:** [Cygna](#) is an award-winning national public opinion and predictive analytics firm that pioneered multi-mode polling, peer-to-peer text collection, and Political Emotive Analysis. Cygna was recently named the #1 Republican private pollster by Nate Silver’s [FiveThirtyEight](#), as well as the #1 most accurate polling and research firm in the country for 2018 by [The New York Times](#). Its team members have worked in 47 states and countries on more than 1,500 corporate, public affairs, and political campaigns.

